

•  $Q(x) = \sum_{i,j=1}^n b_{ij} x_i x_j = (B \cdot X \cdot X)$      $B = (b_{ij})_{1 \leq i,j \leq n}$

$\nabla Q(x) = (B + {}^t B)X$  ,     $HQ(x) = B + {}^t B$

• Se  $B = {}^t B = A$  simmetrica

$\nabla Q(x) = 2AX$  ,     $HQ(x) = 2A$ .

•  $\rho(x_1, \dots, x_n) = |x| = (x_1^2 + \dots + x_n^2)^{\frac{1}{2}}$

$\frac{\partial \rho}{\partial x_k} = \frac{1}{2} \frac{2 \sum_{i=1}^n \frac{\partial x_i}{\partial x_k} \cdot x_i}{(x_1^2 + \dots + x_n^2)^{\frac{1}{2}}} = \frac{x_k}{|x|} = \frac{x_k}{\rho}$  ;  $x \neq 0$

$\nabla \rho = \frac{x}{|x|} = \frac{x}{\rho} =: \hat{x}$

$\frac{\partial^2 \rho}{\partial x_i \partial x_k} = \frac{\partial}{\partial x_k} \left( \frac{x_k}{\rho} \right) = \frac{\frac{\partial x_k}{\partial x_k} \cdot \rho - x_k \cdot \frac{x_k}{\rho}}{\rho^2} = \frac{\delta_{kk} \cdot \rho - \frac{x_k^2}{\rho}}{\rho^2} = \frac{\delta_{kk}}{\rho} - \frac{1}{\rho} \frac{x_k}{\rho} \frac{x_k}{\rho}$

$H\rho = \frac{1}{|x|} (I_{n \times n} - \hat{x} \otimes \hat{x}) = \frac{1}{\rho} (I_{n \times n} - \hat{x} \otimes \hat{x})$

NOTAZIONE     $a = (a_1, \dots, a_n)$      $b = (b_1, \dots, b_n)$  ;     $a \otimes b = (a_i b_j)_{1 \leq i,j \leq n}$

$(a \otimes b)v = a(b \cdot v)$  ;     $(a \otimes b)(v,w) = (a \cdot w)(b \cdot v) = \sum_{i,j=1}^n a_i w_i b_j v_j$

In particolare se  $|a|=1$ ,  $a = \hat{a}$ ,  $a \otimes a$  da la proiezione ortogonale di  $v$  sulla retta di direzione  $a$ ; In particolare

$|x|H\rho(x)$  è la matrice associata alla proiezione ortogonale sul piano tangente nel punto  $\hat{x}$  alla sfera  $S^{n-1} = \{z \in \mathbb{R}^n : |z|=1\}$ .

•  $\nabla(\varphi(|x|)) = \varphi'(|x|) \cdot \frac{x}{|x|}$  ;     $H(\varphi(|x|)) = \left( \varphi''(|x|) - \frac{\varphi'(|x|)}{|x|} \right) \frac{x}{|x|} \otimes \frac{x}{|x|} + \frac{\varphi'(|x|)}{|x|} I_d$

•  $\Delta f(x) =: \sum_{i=1}^n \frac{\partial^2 f}{\partial x_i^2}(x) = \frac{\partial^2 f}{\partial x_1^2}(z) + \dots + \frac{\partial^2 f}{\partial x_n^2}(z) = \text{tr } Hf(z)$

•  $\Delta(\varphi(|x|)) = \varphi''(|x|) + (n-1) \frac{\varphi'(|x|)}{|x|}$     in particolare si ha

$\Delta(\log(x^2+y^2)) = 0$  ;     $\Delta\left(\frac{1}{|x|^{n-2}}\right) = 0$  ,  $n > 2$

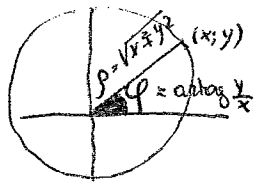
esercizio

Sia  $R$  una matrice  $n \times n$  ortogonale  ${}^t R \cdot R = I_d$   
 e sia  $\varphi(x) = (\sum_{j=1}^n R_{ij} x_j)_{1 \leq i \leq n}$  l'applicazione lineare associata.  
 Si ha:

$\Delta(f \circ \varphi) = (\Delta f) \circ \varphi$     Per  $n=2$ , se  $\det R = 1$   $\varphi$  è una rotazione:  $R = \begin{pmatrix} \cos \theta & -\sin \theta \\ \sin \theta & \cos \theta \end{pmatrix}$ .

• coordinate polari

$T(p, \varphi) = \begin{pmatrix} p \cos \varphi \\ p \sin \varphi \end{pmatrix} \quad T: ]0; +\infty[ \times [0; 2\pi[ \rightarrow \mathbb{R}^2 \setminus \{(0,0)\}$

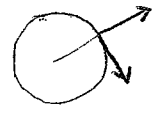


$T^{-1}(x, y) = \begin{pmatrix} \sqrt{x^2 + y^2} \\ \arctan \frac{y}{x} \end{pmatrix} \quad \begin{matrix} x > 0, y \geq 0 & \begin{pmatrix} \sqrt{x^2 + y^2} \\ \frac{\pi}{2} \end{pmatrix} \\ x = 0, y > 0 & \end{matrix}$

$\begin{pmatrix} \sqrt{x^2 + y^2} \\ \pi + \arctan \frac{y}{x} \end{pmatrix} \quad \begin{matrix} x < 0 \\ x = 0, y < 0 \end{matrix} \quad \begin{pmatrix} \sqrt{x^2 + y^2} \\ 2\pi + \arctan \frac{y}{x} \end{pmatrix} \quad x > 0, y < 0$

- NOTAZIONE

$\tilde{g}(p, \varphi) = (g \circ T)(p, \varphi) = g(p \cos \varphi, p \sin \varphi)$



$\frac{\partial \tilde{f}}{\partial p} = \frac{\partial f}{\partial x} \cos \varphi + \frac{\partial f}{\partial y} \sin \varphi, \quad \frac{\partial \tilde{f}}{\partial \varphi} = -\frac{\partial f}{\partial x} p \sin \varphi + \frac{\partial f}{\partial y} p \cos \varphi$

in effetti:

$\left( \frac{\partial \tilde{f}}{\partial p}, \frac{\partial \tilde{f}}{\partial \varphi} \right) = d(f \circ T) = df \cdot dT = \left( \frac{\partial f}{\partial x}, \frac{\partial f}{\partial y} \right) \begin{pmatrix} \cos \varphi & -p \sin \varphi \\ \sin \varphi & p \cos \varphi \end{pmatrix}$

$\frac{\partial f}{\partial x} = \frac{\partial \tilde{f}}{\partial p} \cos \varphi - \frac{\partial \tilde{f}}{\partial \varphi} \frac{\sin \varphi}{p}; \quad \frac{\partial f}{\partial y} = \frac{\partial \tilde{f}}{\partial p} \sin \varphi + \frac{\partial \tilde{f}}{\partial \varphi} \frac{\cos \varphi}{p}$   
 $= \frac{\partial \tilde{f}}{\partial p} \frac{x}{\sqrt{x^2 + y^2}} - \frac{\partial \tilde{f}}{\partial \varphi} \frac{y}{x^2 + y^2}; \quad \frac{\partial f}{\partial y} = \frac{\partial \tilde{f}}{\partial p} \frac{y}{\sqrt{x^2 + y^2}} + \frac{\partial \tilde{f}}{\partial \varphi} \frac{x}{x^2 + y^2}$

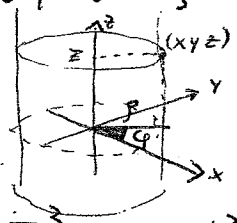
$\nabla_{p\varphi} \tilde{f} = \begin{pmatrix} \cos \varphi & \sin \varphi \\ -p \sin \varphi & p \cos \varphi \end{pmatrix} \nabla_{xy} f$

esercizio si provi che  $\frac{\partial^2 \tilde{f}}{\partial x^2} + \frac{\partial^2 \tilde{f}}{\partial y^2} = \frac{\partial^2 \tilde{f}}{\partial p^2} + \frac{\partial^2 \tilde{f}}{\partial \varphi^2} \frac{1}{p^2} + \frac{\partial \tilde{f}}{\partial p} \frac{1}{p} = \frac{1}{p^2} \left( p \frac{\partial}{\partial p} \left( p \frac{\partial \tilde{f}}{\partial p} \right) + \frac{\partial^2 \tilde{f}}{\partial \varphi^2} \right)$

• coordinate cilindriche

$T(r, \varphi, z) = \begin{pmatrix} r \cos \varphi \\ r \sin \varphi \\ z \end{pmatrix} \quad r = \sqrt{x^2 + y^2}$

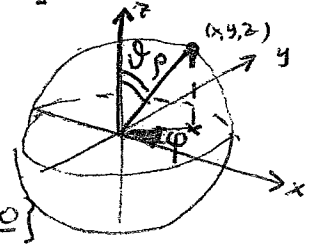
$T: ]0; +\infty[ \times [0; 2\pi[ \times \mathbb{R} \rightarrow \mathbb{R}^3 \setminus \{x=y=z=0\}$



• coordinate sferiche

$T(\rho, \varphi, \theta) = \begin{pmatrix} \rho \cos \varphi \sin \theta \\ \rho \sin \varphi \sin \theta \\ \rho \cos \theta \end{pmatrix}$

$T: ]0; +\infty[ \times [0; 2\pi[ \times [0; \pi] \rightarrow \mathbb{R}^3 \setminus \{(0,0,0)\}$



• coordinate radiali

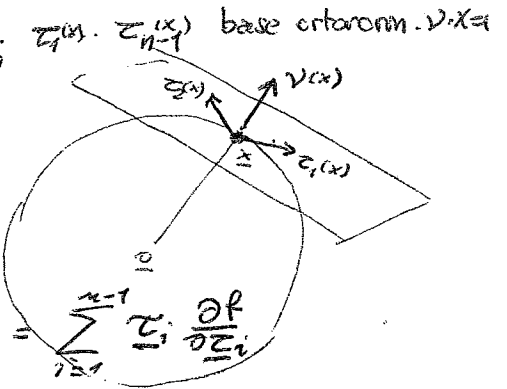
$T(\rho, \nu) = \rho \cdot \nu \quad T: ]0; +\infty[ \times S^{n-1} \rightarrow \mathbb{R}^n \setminus \{0\}$

$\rho = |x|, \quad \nu = \frac{x}{|x|} = \hat{x} = \nabla \rho$

$\tilde{f}(\rho; \nu) = f(\rho \cdot \nu)$

Derivate normali e tangenziali

$v: \mathbb{R}^n \setminus \{0,0,0\} \rightarrow S^{n-1} \quad v(x) = \frac{x}{|x|} = \hat{x}$



$\nabla_D f(x) = v \otimes v \cdot \nabla f = \frac{\partial f}{\partial v} \cdot v = \left( \sum_{i=1}^n \frac{\partial f}{\partial x_i} \cdot v^i \right) v^i$

$\nabla_T f(x) = \nabla f(x) - \frac{\partial f}{\partial v} \cdot v = \nabla f - v \otimes v \cdot \nabla f =$

$= (\text{Id} - v \otimes v) \nabla f = \sum_{i=1}^{n-1} (z_i \otimes z_i) \nabla f = \sum_{i=1}^{n-1} z_i \frac{\partial f}{\partial z_i}$

$\nabla_T f \perp \nabla_D f$


In coordinate polari:  $\frac{\partial f}{\partial y} = \frac{\partial f}{\partial \rho}$ ,  $v(x,y) = \frac{(x,y)}{\sqrt{x^2+y^2}} = (\cos \varphi, \sin \varphi)$

$z_1(x) = {}^t(\sin \varphi, -\cos \varphi) = \frac{1}{\sqrt{x^2+y^2}}(y, -x)$ ,  $\frac{\partial f}{\partial z_1} = -\frac{1}{\rho} \frac{\partial f}{\partial \varphi}$  NOTA  $\det(z_1, v) = 1$

In coordinate sferiche:  $\frac{\partial f}{\partial y} = \frac{\partial f}{\partial \rho}$

$z_1(x) = {}^t(\sin \varphi, -\cos \varphi, 0)$   $z_2(x) = {}^t(\cos \varphi \cos \theta, \sin \varphi \cos \theta, -\sin \theta)$

$\frac{\partial f}{\partial z_1} = -\frac{1}{\rho \sin \theta} \frac{\partial f}{\partial \varphi}$ ;  $\frac{\partial f}{\partial z_2} = \frac{1}{\rho} \frac{\partial f}{\partial \theta}$  NOTA  $\det(z_1, z_2, v) = 1$



Sia M una matrice simmetrica,  $(m_{ij})_{1 \leq i,j \leq n}$ ,  $n \times n$ . Siano:

$d_k = \det \begin{pmatrix} m_{11} & \dots & m_{1k} \\ \vdots & & \vdots \\ m_{k1} & \dots & m_{kk} \end{pmatrix} \quad 1 \leq k \leq n$ ; allora:

$Mx \cdot x > 0 \quad \forall x \neq 0$  sse, tutti gli autovalori sono positivi sse,  $\forall k \quad d_k > 0$

$Mx \cdot x < 0 \quad \forall x \neq 0$  sse, tutti gli autovalori sono negativi sse,  $\forall k \quad (-1)^k d_k > 0$

Sia  $p(\lambda) = \lambda^n + a_{n-1} \lambda^{n-1} + \dots + a_1 \lambda + a_0 = \prod_{i=1}^n (\lambda - \lambda_i)$  un polinomio di radici  $\lambda_1, \dots, \lambda_n$ ,

le radici sono tutte (con parte reale) non negativa sse, coeff. a segni alterni ( $(-1)^k a_{n-k} \geq 0$ )  
 le radici " " " non positiva sse, coeff. non negativi ( $a_k \geq 0$ )

$p(\lambda) = \prod_{i=1}^n (\lambda - \lambda_i) = \lambda^n + \sum_{k=1}^n (-1)^k \lambda^{n-k} \sum_{i_1 < \dots < i_k} \prod_{j=1}^k \lambda_{i_j}$

esg.  $\lambda^2 - (\lambda_1 + \lambda_2) \lambda + \lambda_1 \lambda_2$

Sia M matrice simmetrica  $(m_{ij})_{1 \leq i,j \leq n}$ ,  $n \times n$ :  $p(\lambda) = \det(\lambda I - M) = \lambda^n - \lambda^{n-1} \sum_{i=1}^n \lambda_i + \dots + (-1)^n \prod_{i=1}^n \lambda_i = \lambda^n - \text{Tr} M \lambda^{n-1} + \dots + (-1)^n \det M$

- Se  $\det M \neq 0$ :  $Mx \cdot x > 0$  sse i coeff. di  $p(\lambda)$  sono a segni alterni  
 $Mx \cdot x < 0$  sse i coeff. di  $p(\lambda)$  sono non negativi

- Se  $\det M < 0$ , n dispari non può essere  $Mx \cdot x > 0 \quad \forall x \neq 0$ .  $+-+ \dots +-+$

$$f(x,y) = \begin{cases} 0 & (x,y) = (0,0) \\ \frac{xy(x^2-y^2)}{x^2+y^2} & (x,y) \neq (0,0) \end{cases} \quad \exists \frac{\partial^2 f}{\partial x \partial y}(0,0) \neq \frac{\partial^2 f}{\partial y \partial x}(0,0)$$

(Cecconi-Pizzichini Stampacchia: esercizi pag 171-187.A)

1)  $|f(x,y)| \leq x^2+y^2 \Rightarrow \int df(0,0) \equiv 0 \Rightarrow \exists \frac{\partial f}{\partial x}(0,0) = \frac{\partial f}{\partial y}(0,0) = 0$

2)  $\forall (x,y) \neq (0,0) \quad \frac{\partial f}{\partial x}(x,y) = -\frac{\partial f}{\partial y}(x,y)$

3)  $\frac{\partial^2 f}{\partial y \partial x}(0,0) = \lim_{y \rightarrow 0} \frac{\frac{\partial f}{\partial x}(0,y) - \frac{\partial f}{\partial x}(0,0)}{y} = \lim_{y \rightarrow 0} \frac{1}{y} \frac{\partial f}{\partial x}(0,y)$

$$\frac{\partial^2 f}{\partial x \partial y}(0,0) = \lim_{x \rightarrow 0} \frac{\frac{\partial f}{\partial y}(x,0) - \frac{\partial f}{\partial y}(0,0)}{x} = \lim_{x \rightarrow 0} \frac{1}{x} \frac{\partial f}{\partial x}(x,0)$$

4)  $\frac{\partial f}{\partial x}(0,y) = \lim_{x \neq 0} \frac{f(x,y) - f(0,y)}{x} = \lim_{x \rightarrow 0} \frac{y(x^2-y^2)}{x^2+y^2} = -y$

$$\frac{\partial f}{\partial y}(x,0) = \lim_{y \neq 0} \frac{f(x,y) - f(x,0)}{y} = \lim_{y \rightarrow 0} \frac{x(x^2-y^2)}{x^2+y^2} = x$$

5)  $\frac{\partial^2 f}{\partial y \partial x}(0,0) = \lim_{y \rightarrow 0} \frac{y}{y} = -1 + \frac{\partial^2 f}{\partial x \partial y}(0,0) = \lim_{x \rightarrow 0} \frac{x}{x} = 1$

Trovare i massimi e minimi relativi di  $f(x,y) = x^3 + y^2 - 6xy - 39x + 18y + 20$

$$\begin{cases} \frac{\partial f}{\partial x}(x,y) = 3x^2 - 6y - 39 = 0 \\ \frac{\partial f}{\partial y}(x,y) = 2y - 6x + 18 = 0 \end{cases} \quad \text{ne} \quad \begin{cases} x^2 - 2y - 13 = 0 \\ y - 3x + 9 = 0 \end{cases} \quad \text{ne} \quad \begin{cases} x^2 - 6x + 5 = 0 \\ y = 3x - 9 \end{cases} \quad \text{ne} \quad \begin{cases} x = 5 \\ y = 6 \end{cases} \quad \text{e} \quad \begin{cases} x = 1 \\ y = -6 \end{cases}$$

$$\frac{\partial^2 f}{\partial x^2}(x,y) = 6x \quad \frac{\partial^2 f}{\partial y^2} = 2 \quad \frac{\partial^2 f}{\partial x \partial y} = \frac{\partial^2 f}{\partial y \partial x} = -6 \quad Hf = \begin{pmatrix} 6x & -6 \\ -6 & 2 \end{pmatrix}$$

(5,6) :  $\begin{pmatrix} 30 & -6 \\ -6 & 2 \end{pmatrix} \quad \det \begin{pmatrix} 30 & -6 \\ -6 & 2 \end{pmatrix} > 0 \quad \text{tr} \begin{pmatrix} 30 & -6 \\ -6 & 2 \end{pmatrix} > 0 \Rightarrow (5,6) \text{ minimo relativo}$

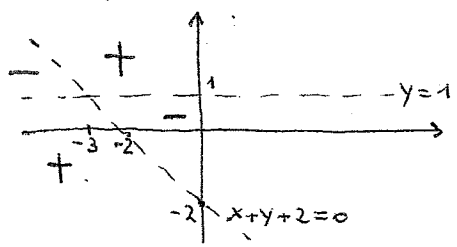
(1,-6) :  $\begin{pmatrix} 6 & -6 \\ -6 & 2 \end{pmatrix} \quad \det \begin{pmatrix} 6 & -6 \\ -6 & 2 \end{pmatrix} < 0 \quad \text{tr} \begin{pmatrix} 6 & -6 \\ -6 & 2 \end{pmatrix} > 0 \Rightarrow (1,-6) \text{ sella.}$   
 $f(5,6) = \dots$

Trovare i massimi e minimi relativi di  $f(x,y) = \arctan\{(y-1)(x+y+2)\}$

$$\frac{\partial f}{\partial x} = \frac{(y-1)}{1+(y-1)^2(x+y+2)^2} \quad ; \quad \frac{\partial f}{\partial y} = \frac{x+y+2+y-1}{1+(y-1)^2(x+y+2)^2} = \frac{x+2y+1}{1+(y-1)^2(x+y+2)^2}$$

$$\frac{\partial f}{\partial x} = 0 \text{ ne } y=1 \quad ; \quad \frac{\partial f}{\partial y} = 0 \text{ ne } x+2y+1=0 \quad ; \quad \left(\frac{\partial f}{\partial x}, \frac{\partial f}{\partial y}\right) = (0,0) \text{ ne } (x,y) = (-3,1)$$

$$f(x,y) \geq 0 \text{ ne } (y-1)(x+y+2) \geq 0 \text{ ne } \begin{cases} y > 1 \\ x+y+2 > 0 \end{cases} \quad \text{e} \quad \begin{cases} y < 1 \\ x+y+2 < 0 \end{cases}$$



Poiché  $f(-3,1) = 0$  ma in ogni mo intorno si hanno punti per cui  $f(x,y) > 0 = f(-3,1)$  e punti per cui  $f(x,y) < 0 = f(-3,1)$   
 $(-3,1)$  è un punto di sella.  
 Quindi  $f$  non ha ne punti di massimo relativo ne punti di minimo relativo.